

NEWTOWN PRIMARY SCHOOL

ATTENDANCE MATTERS

SUCCESSFUL LEARNERS, RESPONSIBLE CITIZENS AND RESILIENT INDIVIDUALS

Our year-to-date attendance is currently 93.3%.

Well done for your continuous efforts and hard work to improve our whole school attendance. Without the support of our families, this would not be possible.



So far 118 children have achieved their 95% or above attendance target this year. These children will be having fun on the inflatable obstacle course on Friday 21st July.



If we can get our whole school attendance from 93.3% - 94% then we will have a 94% party where everyone in school will get to go on the inflatable and experience a festival style party on Friday 21st July. In order to achieve this then everyone needs to be in school every day!



There is a clear link between poor attendance and lower academic achievement.

DfE research (2012) on improving attendance at school found that:

- Of pupils with absence over 50%, only 3% manage to achieve 5 or more GCSEs at grades A*-C including maths and English
- 73% of pupils who have over 95% attendance achieve 5 or more GCSEs at grades A*-C



**Attendance
Matters**

Every student. Every day.

Pupils with persistent absence (below 90%) are less likely to stay in education

Advice from the National Strategies (hosted on the National Archives) says that:


- The links between attendance and achievement are strong
- Pupils with persistent absence are less likely to attain at school and stay in education after the age of 16 years





EVERYday
counts
attendance matters

-
- Do you know what your child's attendance is?
 - Do you know what it means?



THIS IS SALLY. SHE IS IN YEAR 5
AND HAS 90% ATTENDANCE

- Is that good?
- What does this mean?



SALLY'S PARENT THINKS 90% IS PRETTY GOOD, WHAT DO YOU THINK?

90% attendance = **1/2 day missed** every week!

Would your boss like you to be off work this much?

That's practically part time!



Absent half a day every week

90% ATTENDANCE OVER **5** YEARS OF SCHOOL

=

= $\frac{1}{2}$ a school year missed!

Sept	July
Y1	
Y2	
Y3	$\frac{1}{2}$ a year absent from school
Y4	
Y5	

WHAT IMPACT MIGHT THIS HAVE ON SALLY'S LIFE?

Research suggests that **17 missed school days** a year = GCSE grade **DROP** in achievement.
(DfES)

The greater the attendance
the greater the
achievement.



EVERY day
counts
attendance matters

The logo features the word "EVERY" in large, multi-colored block letters (blue, green, yellow, orange), followed by "day" in a smaller, dark blue font. Below this, the word "counts" is written in a dark blue serif font, and "attendance matters" is written in a smaller, grey sans-serif font at the bottom. The entire logo is enclosed in a black rectangular border.

Percentage Attendance Weekly

90% = $\frac{1}{2}$ day

80% = 1 day


70% = $1 \frac{1}{2}$ days

60% = 2 days

50% = $2 \frac{1}{2}$ days

40% = 3 days

30% = $3 \frac{1}{2}$ days



PERCENTAGE ATTENDANCE TERMMLY/YEARLY

90% = 1 week 2 days = 4 weeks

80% = 2 weeks 4 days = 8 weeks

70% = 4 weeks 1 day = 12 weeks


60% = 5 weeks 3 days = 16 weeks

50% = 7 weeks = 20 weeks

40% = 8 weeks 2 days = 24 weeks

30% = 9 weeks 1 day = 28 weeks

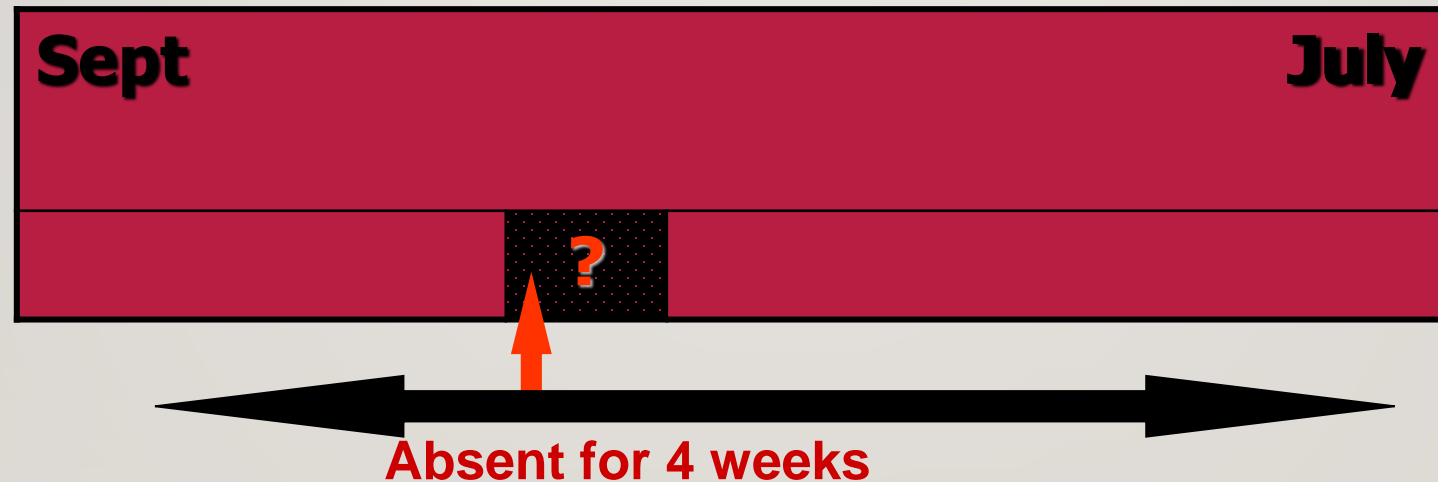
LET'S LOOK A LITTLE CLOSER.....



1 school year at **90%** attendance = **4** whole weeks of lessons

MISSED!!!

38 school weeks



190 school days

175 days to do everything else!



	Percentage	Comment	
Green Less than 30 hours of lost learning.	96 – 100%	Excellent attendance! These young people will almost certainly achieve the best levels/grades they can, leading to better prospects for the future. Pupils will also get into a habit of attending school which will assist them to accomplish their future aspirations.	
Amber 50 hours of lost learning	94 – 95.9%	Stage 1: Your child's attendance is a cause of concern. An attendance consultation is required to identify any barriers to learning and initiate school support. We hope that by bringing this to your attention now, your child will soon return to green attendance.	95% 10 days absence a year – 50 hours of learning lost These pupils are less likely to achieve their target levels/grades and will start to find it difficult to maintain a habit of attending school regularly. Pupils who take a 2-week holiday every year can only achieve 95% attendance.
	91 – 93.9%	Stage 2: Your child's attendance is a cause for concern. A formal meeting is required to review any barriers to learning, initiate school support and offer Early Help Support.	
Red 96 hours of lost learning	90% and below	The Government classifies pupils in this group as ' Persistent Absentees ' unless this is rectified it will be impossible for your child to keep up with work and achieve their target levels/grades. A formal meeting with the Head Teacher is required to agree an action plan. Unless rapid improvement is made, we will refer to The Dudley Education Support Service and take legal proceedings which could result in a fine.	

- We support many families with improving their attendance.
- We also refer families with poor attendance to the Local Authority for fines.
- Taking unauthorised holidays in term time will not be tolerated and families will be referred for fines.**
- If you'd like to know what your child's attendance is then please ask their class teacher, office staff or SLT.
- If you have any questions or comments then please approach staff on the playground at drop-off/pick-up.

